



BAY-E : LED BAY LIGHT ROUND

DESCRIPTION

A cost-effective, low-profile, solid state solution for highbay applications, providing one-for-one replacement of high-wattage HID fixtures. Sensor-ready out of the box!

FEATURES

- Up to 139 lpw ultra-high efficiency delivers superior performance over legacy HID highbays
- Instant-on with no warmup
- 0-10V dimming
- Sensor port on all 120-277V fixtures allows sensors to be added in seconds
- 6' power cord standard for more installation flexibility

LISTINGS

- UL Listed for wet locations
- IP65 Rated for dust and water ingress protection
- DesignLights Consortium® Premium Qualified - meets the requirements for the highest DLC qualification for efficacy and lumen maintenance

PERFORMANCE

- LED Rated lifetime L90: 54,000 hours
- 4000K, 5000K CCT
- CRI: 80+

THERMAL

- -31°F to 113°F (-35°C to +45°C) operating temperature

ELECTRICAL

- Input voltage: 120-277V, 200-480V
- Dimmable power supply (0-10V)
- Power Factor: >.9
- THD: <20%

CONSTRUCTION

- Slim, lightweight construction (6.2–14.1 lbs) allows for quick and easy installation
- Ships standard with impact resistant polycarbonate lens (120°)
- Optional polycarbonate TIR lenses deliver high efficiency beam control (60° and 90°)

WARRANTY

- 5 year limited warranty; see eiko.com for warranty details

project name	type
catalog number	
comments	voltage
approved by	date



BAY-E : Black Finish



BAY-E : White Finish
(150W/200W @5000K only)



Optional field installed sensors can be added in seconds (BAY-E-SEN/M shown)

APPLICATIONS

- Warehouses
- Manufacturing Plants
- Distribution Centers
- Grocery Stores
- Gymnasiums
- Indoor Recreational Facilities
- Cold Storage
- Big Box Retail
- Service Repair Centers



ORDERING INFORMATION

EXAMPLE: BAY-E-138/100W/840-U-D-BK

Model	Package	CRI/CCT	Voltage	Dimming	Finish
BAY-E : Bay Light Round E-Series	138/100W - 13,800 lm; 100W 208/150W - 20,800 lm; 150W 272/200W - 27,200 lm; 200W 323/240W - 32,300 lm; 240W	840 - 80 CRI; 4000K 850 - 80 CRI; 5000K	U - 100-277V V - 200-480V	D - 0-10V Dimming	BK - Black W - White

PERFORMANCE SUMMARY

Order Code	Item #	Watts	Lumens	LPW	CCT	CRI	Dimming	Volts	Finish	DLC	Replaces
10714	BAY-E-138/100W/840-U-D-BK	100W	13,800	138	4000K	80+	0-10V	120-277V	Black	P	150W-175W
10715	BAY-E-138/100W/850-U-D-BK	100W	13,800	138	5000K	80+	0-10V	120-277V	Black	P	150W-175W
10716	BAY-E-208/150W/840-U-D-BK	150W	20,800	139	4000K	80+	0-10V	120-277V	Black	P	250W-320W
10717	BAY-E-208/150W/850-U-D-BK	150W	20,800	139	5000K	80+	0-10V	120-277V	Black	P	250W-320W
10921	BAY-E-208/150W/850-U-D-W	150W	20,800	139	5000K	80+	0-10V	120-277V	White	P	250W-320W
10718	BAY-E-272/200W/840-U-D-BK	200W	27,200	136	4000K	80+	0-10V	120-277V	Black	P	320W-400W
10719	BAY-E-272/200W/850-U-D-BK	200W	27,200	136	5000K	80+	0-10V	120-277V	Black	P	320W-400W
10922	BAY-E-272/200W/850-U-D-W	200W	27,200	136	5000K	80+	0-10V	120-277V	White	P	320W-400W
10720	BAY-E-323/240W/840-U-D-BK	240W	32,300	135	4000K	80+	0-10V	120-277V	Black	P	320W-400W
10721	BAY-E-323/240W/850-U-D-BK	240W	32,300	135	5000K	80+	0-10V	120-277V	Black	P	320W-400W
10722	BAY-E-138/100W/840-V-D-BK	100W	13,800	138	4000K	80+	0-10V	200-480V	Black	P	150W-175W
10723	BAY-E-138/100W/850-V-D-BK	100W	13,800	138	5000K	80+	0-10V	200-480V	Black	P	150W-175W
10724	BAY-E-208/150W/840-V-D-BK	150W	20,800	139	4000K	80+	0-10V	200-480V	Black	P	250W-320W
10725	BAY-E-208/150W/850-V-D-BK	150W	20,800	139	5000K	80+	0-10V	200-480V	Black	P	250W-320W
10726	BAY-E-272/200W/840-V-D-BK	200W	27,200	136	4000K	80+	0-10V	200-480V	Black	P	320W-400W
10727	BAY-E-272/200W/850-V-D-BK	200W	27,200	136	5000K	80+	0-10V	200-480V	Black	P	320W-400W
10728	BAY-E-323/240W/840-V-D-BK	240W	32,300	135	4000K	80+	0-10V	200-480V	Black	P	320W-400W
10729	BAY-E-323/240W/850-V-D-BK	240W	32,300	135	5000K	80+	0-10V	200-480V	Black	P	320W-400W

P DesignLights Consortium® Premium Qualified.

AVAILABLE ACCESSORIES

Order Code	Item #	Description
10730	BAY-E-LENS-60D/100W	Lens 60° 100W
10731	BAY-E-LENS-90D/100W	Lens, 90° 100W
10732	BAY-E-LENS-60D/150W	Lens, 60° 150W
10733	BAY-E-LENS-90D/150W	Lens, 90° 150W
10734	BAY-E-LENS-60D/2X0W	Lens, 60° 200W and 240W
10735	BAY-E-LENS-90D/2X0W	Lens, 90° 200W and 240W
10736	BAY-E-SEN/M	Sensor Microwave Bi-Level Dim w/ PC*†
10738	BAY-E-SEN/PIR	Sensor PIR Bi-Level Dimming w/ PC*†
10740	BAY-E-SMK	Surface Mount Kit
10741	BAY-E-PA-3/4NPS-BK	Pipe Adapter for 3/4 NPS
10870	BAY-E-SEN/RC	BAY-E Remote Control for BAY-E Sensor


*BAY-E-SEN/RC required for configuring sensors

† For use with universal voltage (120-277V) fixtures only

DRIVER LIFETIME/LUMEN MAINTENANCE

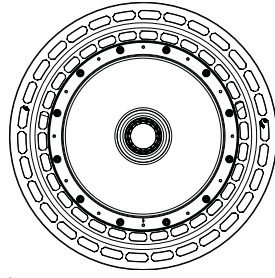
Model	Ambient	Driver	Lumen Maintenance		
		Life (Hours)	L70 (Hours)	L80 (Hours)	L90 (Hours)
100W	50°	65000	>54000	>54000	39000
	45°	93000	>54000	>54000	40000
	40°	120000	>54000	>54000	42000
	25°	120000	>54000	>54000	46000
150W	50°	60500	>54000	>54000	39000
	45°	80000	>54000	>54000	41000
	40°	100000	>54000	>54000	42000
	25°	120000	>54000	>54000	46000
200W	50°	38000	>54000	>54000	39000
	45°	53000	>54000	>54000	40000
	40°	70500	>54000	>54000	41000
	25°	120000	>54000	>54000	45000
240W	50°	32000	>54000	>54000	39000
	45°	46000	>54000	>54000	40000
	40°	55000	>54000	>54000	41000
	25°	90000	>54000	>54000	45000

DIMENSIONS




6.7"/
171mm

BAY-E-138
(With 6' cord)

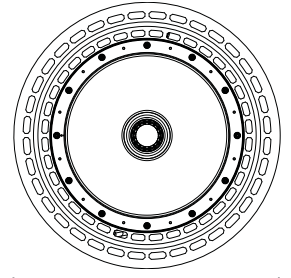


12.6"/320mm

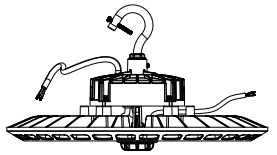


6.9"/
176mm

BAY-E-208
(With 6' cord)

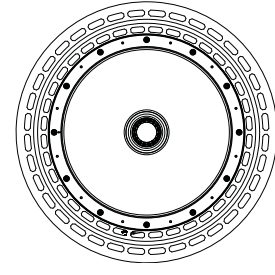


14.2"/360mm

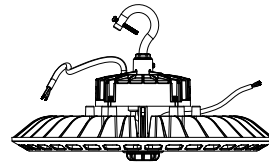


7.1"/
179mm

BAY-E-272
(With 6' cord)

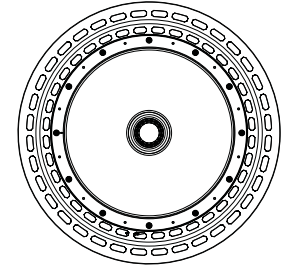


15.6"/395mm



7.4"/
189mm

BAY-E-323
(With 6' cord)

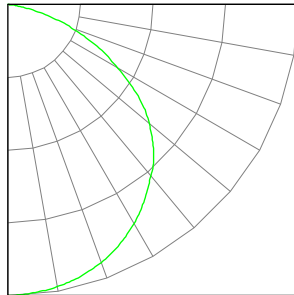


15.6"/395mm

PHOTOMETRICS

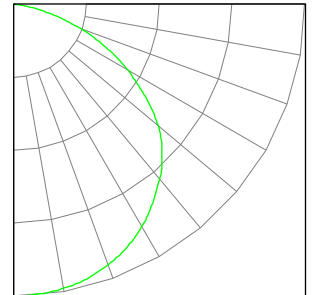
BAY-E-138/100W/8xx-U

ZONAL LUMEN SUMMARY		
Zone	Lumens	%Fixture
0-30	3688.87	27.8%
0-40	6088.12	45.9%
0-60	10881.04	82.0%
0-80	13137.94	99.0%
0-90	13269.91	100%
60-80	2256.9	17.0%
70-80	704.39	5.3%
80-90	131.97	1.0%
0-180	13269.91	100%



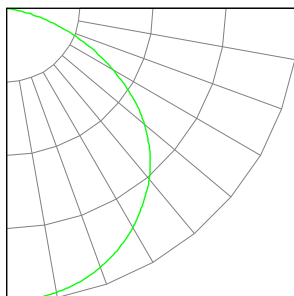
BAY-E-208/150W/8xx-U

ZONAL LUMEN SUMMARY		
Zone	Lumens	%Fixture
0-30	5509.16	27.7%
0-40	9098.61	45.8%
0-60	16255.88	81.8%
0-80	19660.58	99.0%
0-90	19861.51	100%
60-80	3404.71	17.1%
70-80	1064.13	5.4%
80-90	200.92	1.0%
0-180	19861.51	100%



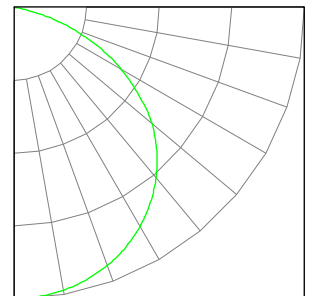
BAY-E-272/200W/8xx-U

ZONAL LUMEN SUMMARY		
Zone	Lumens	%Fixture
0-30	7327.49	27.5%
0-40	12095.31	45.3%
0-60	21659.25	81.2%
0-80	26365.83	98.8%
0-90	26684.39	100%
60-80	4706.58	17.6%
70-80	1516.3	5.7%
80-90	318.56	1.2%
0-180	26684.39	100%



BAY-E-323/240W/8xx-U

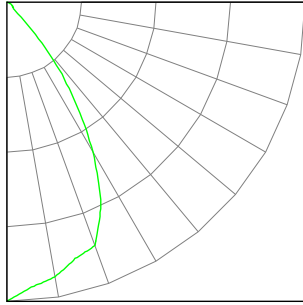
ZONAL LUMEN SUMMARY		
Zone	Lumens	%Fixture
0-30	8962.38	28.0%
0-40	14826.88	46.2%
0-60	26490.9	82.6%
0-80	31980.55	99.8%
0-90	32059.5	100%
60-80	5489.65	17.1%
70-80	1629.1	5.1%
80-90	78.95	0.2%
0-180	32059.5	100%



PHOTOMETRICS

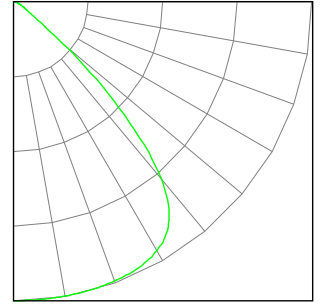
BAY-E-138/100W/8xx-U
with optional field installed 60° lens

ZONAL LUMEN SUMMARY		
Zone	Lumens	%Fixture
0-30	9078.63	66.4%
0-40	12112.06	88.6%
0-60	13235.37	96.8%
0-80	13614.93	99.6%
0-90	13672.21	100%
60-80	379.55	2.8%
70-80	154.36	1.1%
80-90	57.28	0.4%
0-180	13672.21	100%



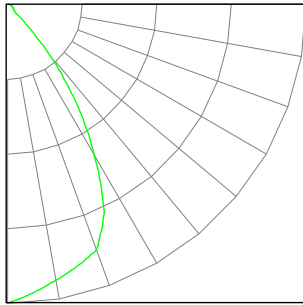
BAY-E-138/100W/8xx-U
with optional field installed 90° lens

ZONAL LUMEN SUMMARY		
Zone	Lumens	%Fixture
0-30	5614.65	42.4%
0-40	9146.26	69.1%
0-60	12754.97	96.3%
0-80	13201.21	99.7%
0-90	13244.65	100%
60-80	446.23	3.4%
70-80	147.64	1.1%
80-90	43.44	0.3%
0-180	13244.65	100%



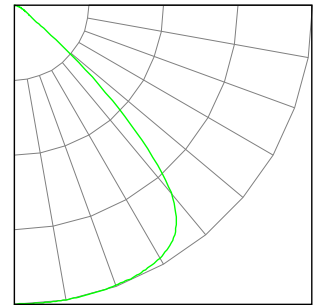
BAY-E-208/150W/8xx-U
with optional field installed 60° lens

ZONAL LUMEN SUMMARY		
Zone	Lumens	%Fixture
0-30	13548.53	66.7%
0-40	17915.07	88.2%
0-60	19550.42	96.3%
0-80	20196.54	99.5%
0-90	20300.51	100%
60-80	646.13	3.2%
70-80	269.47	1.3%
80-90	103.97	0.5%
0-180	20300.51	100%



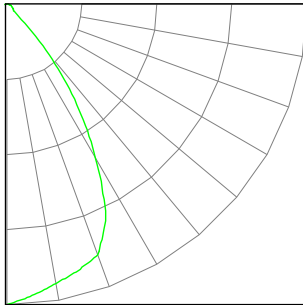
BAY-E-208/150W/8xx-U
with optional field installed 90° lens

ZONAL LUMEN SUMMARY		
Zone	Lumens	%Fixture
0-30	8458.32	43.8%
0-40	13706.9	71.0%
0-60	18636.96	96.5%
0-80	19252.32	99.7%
0-90	19314.91	100%
60-80	615.37	3.2%
70-80	211.88	1.1%
80-90	65.58	0.3%
0-180	19314.91	100%



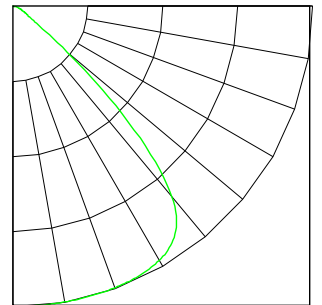
BAY-E-272/200W/8xx-U
with optional field installed 60° lens

ZONAL LUMEN SUMMARY		
Zone	Lumens	%Fixture
0-30	18127.09	66.9%
0-40	24018.55	88.7%
0-60	26140.76	96.5%
0-80	26956.56	99.5%
0-90	27085.24	100%
60-80	815.8	3.0%
70-80	340.38	1.3%
80-90	128.69	0.5%
0-180	27085.24	100%



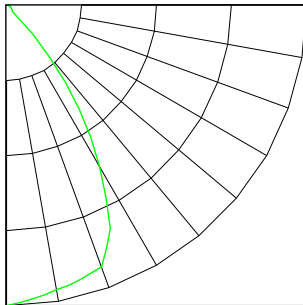
BAY-E-272/200W/8xx-U
with optional field installed 90° lens

ZONAL LUMEN SUMMARY		
Zone	Lumens	%Fixture
0-30	11453.59	43.3%
0-40	18564.78	70.1%
0-60	25466.54	96.2%
0-80	26376.54	99.7%
0-90	26467.24	100%
60-80	910.0	3.4%
70-80	310.96	1.2%
80-90	90.7	0.3%
0-180	26467.24	100%



BAY-E-323/240W/8xx-U
with optional field installed 60° lens

ZONAL LUMEN SUMMARY		
Zone	Lumens	%Fixture
0-30	21702.16	67.1%
0-40	28974.2	89.5%
0-60	31401.13	97.0%
0-80	32202.39	99.5%
0-90	32356.01	100%
60-80	29501.82	2.5%
70-80	338.26	1.0%
80-90	153.61	0.5%
0-180	32356.01	100%



BAY-E-323/240W/8xx-U
with optional field installed 90° lens

ZONAL LUMEN SUMMARY		
Zone	Lumens	%Fixture
0-30	14106.06	44.7%
0-40	22635.6	71.7%
0-60	30394.26	96.3%
0-80	31450.66	99.7%
0-90	31551.16	100%
60-80	1056.41	3.3%
70-80	355.67	1.1%
80-90	100.49	0.3%
0-180	31551.16	100%

